

Sealed Lead Acid Battery, AGM Battery

Feature:

- Maintenance-Free Operation
- Excellent Discharge Performance
- Low Self Discharge
- Long Service Life
- Environment-friendly
- Safety and Reliability

Applications

- EPS and UPS system;
- Power source for portable devices or tools;
- Signal system, emergency lighting system, security and protection system;
- Power equipment such as electric power tool, toy, portable dust collector and unmanned robot;
- Telecommunication equipment such as automobile telephone, mobile telephone, portable radio transmitter and portable terminal.



Specification

Models	Nominal voltage (V)	Capacity (Ah)	Overall dimensions (mm)				Weight (kg ± 3%)	Terminal	Layout	Bolt
			Length	Width	Height	Overall height				
FC12-4	12	4/20HR	90	70	101	107	1.35	F1/F2	A	/
FC12-4.5	12	4.5/20HR	90	70	101	107	1.48	F1/F2	A	/
FC12-5	12	5/20HR	90	70	101	107	1.58	F1/F2	A	/
FC12-6.2	12	6.2/20HR	151	65	94	100	1.9	F1/F2	D	/
FC12-7.0	12	7.0/20HR	151	65	94	100	2.03	F1/F2	D	/
FC12-7.2	12	7.2/20HR	151	65	94	100	2.13	F1/F2	D	/
FC12-7.5	12	7.5/20HR	151	65	94	100	2.2	F1/F2	D	/
FC12-9	12	8.5/20HR	151	65	94	100	2.4	F1/F2	D	/
FC12-10	12	10/20HR	152	99	96	102	3.15	F1/F2	D	/
FC12-12	12	12/20HR	152	99	96	102	3.38	F1/F2	D	/
FC12-14.5	12	15/20HR	152	99	96	102	3.8	F1/F2	D	/
FC12-18	12	18/20HR	181	77	167	167	5.18	L1	B	M5x16
FC12-24	12	24/10HR	165	126	174	174	7.7	T3	B	M6x12
FC12-26	12	26/10HR	166	175	126	126	8.3	T2	B	M6x16
FC12-33	12	33/10HR	196	130	155	167	10	T3	A	M6x16
FC12-38	12	38/10HR	197	166	174	174	12.3	T3	B	M6x16
FC12-42	12	42/10HR	198	166	174	174	12.9	T3	B	M6x16
FC12-55	12	55/10HR	229	138	208	212	17.2	T3	A	M6x16
FC12-65	12	65/10HR	350	167	178	178	20.2	T3	B	M6x16
FC12-70	12	70/10HR	260	169	211	215	21.7	T3	A	M6x16
FC12-75	12	75/10HR	260	169	211	215	22	T3	A	M6x16
FC12-80	12	80/10HR	331	174	214	219	24.8	T4	B	M8x16
FC12-90	12	90/10HR	331	174	214	219	27.8	T4	B	M8x16
FC12-95	12	95/10HR	407	174	210	233	29.5	T5	A	M8x16
FC12-100	12	100/10HR	331	174	214	219	30.5	T4	B	M8x16
FC12-120	12	120/10HR	407	174	210	233	34.2	T5	A	M8x16
FC12-145	12	145/20HR	532	206	212	217	41.4	T4	C	M8x16
FC12-150	12	150/10HR	484	171	241	241	43.5	T4	A	M8x16
FC12-160	12	160/10HR	532	206	216	222	48.3	T4	C	M8x16
FC12-180	12	180/10HR	522	240	219	224	55.3	T5	C	M8x16
FC12-200	12	200/10HR	522	240	219	224	58.2	T5	C	M8x16
FC12-220	12	220/10HR	520	269	203	209	68	T5	C	M8x16
FC12-250	12	250/10HR	520	268	220	225	70	T5	C	M8x16

* Product specifications are subject to change without further notice.



Deep Cycle Battery, AGM VRLA Battery

Feature:

- The deep cycle battery comes with radial grid design and tight assembly technology which ensure excellent high rate discharge performance.
- Due to deep cycle design and 4BS technology, the service life of this absorbed glass mat battery is longer.
- Owing to unique grid alloy and special positive/negative lead paste formula, our deep cycle AGM battery boasts superior deep cycle performance and over discharge recovery capability. High purity raw materials ensure low self discharge. Gas recombination technology brings super high seal reaction efficiency. Therefore, no acid mist will be separated out and environment is thereby protected. This type of lead acid cell has safe and reliable sealing performance in that it boasts high reliable sealing technology.

Applications

- Solar energy and wind energy systems;
- Electric power tools;
- Golf cart, wheelchairs and electric vehicles;
- Other power fields.

Specification

Models	Nominal voltage (V)	Capacity (Ah)	Overall dimensions (mm)				Weight (kg ± 3%)	Terminal	Layout	Bolt
			Length	Width	Height	Overall height				
FCD6-200	6	200/20HR	306	168	220	225	30	T5	F	M8x16
FCD6-210	6	210/20HR	260	180	247	252	29.5	T5	F	M8x16
FCD6-220	6	220/20HR	306	168	220	225	31.5	T5	F	M8x16
FCD6-225	6	225/20HR	243	187	275	275	30.5	T5	F	M8x16
FCD6-310	6	310/20HR	295	178	354	360	46	T5	F	M8x16
FCD6-330	6	330/20HR	295	178	354	360	46.6	T6	F	M8x16
FCD6-380	6	380/20HR	295	178	404	410	55.3	T5	F	M8x16
FCD6-420	6	420/20HR	295	178	404	410	56.8	T6	F	M8x16
FCD8-200	8	200/20HR	260	182	295	301	39	T5	A	M8x16
FCD12-14	12	14/20HR	152	99	96	102	3.8	F1/F2	D	/
FCD12-20	12	20/20HR	181	77	167	167	6	T1	B	M5x16
FCD12-24	12	24/20HR	166	175	126	126	8.3	T2	B	M6x16
FCD12-26	12	26/20HR	165	126	174	179	8.4	T3	B	M6x12
FCD12-35	12	35/20HR	196	130	155	167	10.5	T3	A	M6x16
FCD12-40	12	40/20HR	198	166	174	174	14.2	T3	B	M6x16
FCD12-55	12	55/20HR	229	138	208	212	16	T3	B	M6x16
FCD12-70	12	70/20HR	350	167	178	178	23.3	T3	B	M6x16
FCD12-75	12	75/20HR	260	169	211	215	25	T3	A	M6x16
FCD12-85	12	85/20HR	260	169	211	215	26.1	T3	A	M6x16
FCD12-90	12	90/20HR	307	169	211	216	28.2	T3	A	M6x16
FCD12-100	12	100/20HR	307	169	211	216	30.2	T3	A	M6x16
FCD12-110	12	110/20HR	331	176	214	220	33.3	T4	A	M8x16
FCD12-120	12	120/20HR	407	173	210	233	39.3	T5	A	M8x16
FCD12-135	12	135/20HR	341	173	283	288	40.8	T5	B	M8x16
FCD12-150	12	150/20HR	484	171	241	241	45.5	T4	A	M8x16
FCD12-180	12	180/20HR	532	206	216	222	56	T4	C	M8x16
FCD12-200	12	200/20HR	532	206	216	222	58.4	T4	C	M8x16
FCD12-220	12	220/20HR	522	240	219	225	64	T5	C	M8x16
FCD12-240	12	240/20HR	520	269	203	209	71	T5	C	M8x16
FCD12-260	12	260/20HR	520	268	220	226	77	T5	C	M8x16

* Product specifications are subject to change without further notice.



Long Life AGM VRLA Battery, Valve Regulated Lead Acid Battery

Applications

Through persistent efforts, the China-based sealed lead acid battery supplier, has brought a wide range of long life Typical applications as below

- Telecommunication systems including exchange board, microwave station, mobile base station, data center, radio and broadcast station;
- Power plant and power transmission system;
- Solar energy and wind turbine system;
- Signal system and emergency lighting system;
- EPS and UPS systems(Known as UPS battery)

Specification

Models	Nominal voltage (V)	Capacity (Ah)	Overall dimensions (mm)				Weight(kg ± 3%)	Terminal	Layout	Bolt
			Length	Width	Height	Overall height				
GFM-200	2	200/10HR	173	111	329	365	13.3	T5	G	M8x16
GFM-300	2	300/10HR	171	151	330	365	18.5	T5	G	M8x16
GFM-350	2	350/10HR	171	151	330	365	20.5	T5	G	M8x16
GFM-400	2	400/10HR	211	176	329	367	26.1	T5	H	M8x16
GFM-425	2	425/10HR	211	176	329	367	26.8	T5	H	M8x16
GFM-500	2	500/10HR	241	171	349	368	31	T5	H	M8x16
GFM-600	2	600/10HR	301	175	331	366	37.7	T5	H	M8x16
GFM-800	2	800/10HR	410	176	330	365	51.6	T5	I	M8x16
GFM-1000	2	1000/10HR	475	175	328	365	62	T5	I	M8x16
GFM-1200	2	1200/10HR	475	175	328	365	68.5	T5	I	M8x16
GFM-1500	2	1500/10HR	401	351	342	378	96.5	T5	J	M8x16
GFM-2000	2	2000/10HR	491	351	343	383	130	T5	K	M8x16
GFM-2500	2	2500/10HR	712	353	341	382	180	T5	K	M8x16
GFM-3000	2	3000/10HR	712	353	341	382	190	T5	K	M8x16

* Product specifications are subject to change without further notice.



Gel Sealed Lead Acid Battery

Applications

- EPS and UPS system;
- Signal system and emergency lighting system;
- Power plant and power transmission system;
- Solar energy and wind turbine system;
- Telecommunication systems such as exchange board, microwave station, mobile base station, data center, radio and broadcast station;

Specification

Models	Nominal voltage (V)	Capacity (Ah)	Overall dimensions (mm)				Weight (kg ± 3%)	Terminal	Layout	Bolt
			Length	Width	Height	Overall height				
FCG12-24	12	24/10HR	165	126	174	174	7.8	T3	B	M6x12
FCG12-26	12	26/10HR	166	175	126	126	8.4	T2	B	M6x16
FCG12-33	12	33/10HR	196	130	155	167	10.1	T3	A	M6x16
FCG12-38	12	38/10HR	197	166	174	174	12.4	T3	B	M6x16
FCG12-42	12	42/10HR	198	166	174	174	13	T3	B	M6x16
FCG12-50	12	50/10HR	229	138	208	212	15.6	T3	A	M6x16
FCG12-55	12	55/10HR	331	174	214	219	18.3	T4	B	M8x16
FCG12-65	12	65/10HR	350	167	178	178	20.3	T3	B	M6x16
FCG12-70	12	70/10HR	260	169	211	215	21.8	T3	A	M6x16
FCG12-75	12	75/10HR	260	169	211	215	22.2	T3	A	M6x16
FCG12-80	12	80/10HR	331	174	214	219	25	T4	B	M8x16
FCG12-90	12	90/10HR	331	174	214	219	28	T4	B	M8x16
FCG12-100	12	100/10HR	331	174	214	219	30.7	T4	B	M8x16
FCG12-120	12	120/10HR	407	174	210	233	34.4	T5	A	M8x16
FCG12-145	12	145/20HR	532	206	212	217	41.6	T4	C	M8x16
FCG12-150	12	150/10HR	484	171	241	241	43.7	T4	A	M8x16
FCG12-160	12	160/10HR	532	206	216	222	48.5	T4	C	M8x16
FCG12-180	12	180/10HR	522	240	219	224	55.6	T5	C	M8x16
FCG12-200	12	200/10HR	522	240	219	224	58.5	T5	C	M8x16
FCG12-220	12	220/10HR	520	269	203	209	68.3	T5	C	M8x16
FCG12-250	12	250/10HR	520	268	220	225	70.3	T5	C	M8x16

* Product specifications are subject to change without further notice.

Battery Cabinet

- SPCC material
- Wheels optional;
- Easy to transport and install
- Components design makes transferring & removing easy, fast safe;



Specification

MODEL NO.	Cabinet Size(L×W×H)mm	Battery Number/cabinet		Weight
C-1B	280×190×220	24AH/17AH	2/3pcs	2.2kg
C-1	435×210×270	17AH/24AH/38AH & 65AH/100AH	5/3/2pcs & 1pcs	3.3kg
C-1A	540×210×230	17AH/24AH/38AH	6/4/3pcs	4.5kg
C-2	450×470×320	17AH/24AH/38AH & 65AH/100AH	10/6/4 pcs & 2pcs	7kg
C-3	585×470×320	17AH/24AH/38AH & 65AH/100AH	14/8/6pcs & 3pcs	9kg
C-4	450×470×615	17AH/24AH/38AH & 65AH/100AH	20/12/8pcs & 4pcs	13kg
C-6	585×470×615	17AH/24AH/38AH & 65AH/100AH	28/16/12pcs & 6pcs	18kg
C-8	780×470×615	17AH/24AH/38AH & 65AH/100AH	36/20/16 & 8pcs	21kg
C-10	950×470×615	17AH/24AH/38AH & 65AH/100AH	44/28/20pcs & 10pcs	24kg
C-12	780×470×900	24AH/38AH & 65AH/100AH	30/24pcs & 12pcs	32kg
C-16	780×470×1190	24AH/38AH & 65AH/100AH	40/32pcs & 16v	45kg
C-20	950×470×1190	24AH/38AH & 65AH/100AH	56/40pcs & 20pcs	50kg
C-24	1150×470×1190	65AH/100AH	24pcs	90kg
C-32	780×880×1190	65AH/100AH	32pcs	95kg
C-40	950×880×1190	65AH/100AH	40pcs	105kg

A Series Cabinet (with trundle)

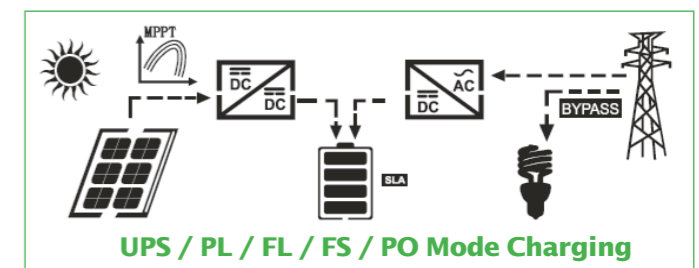
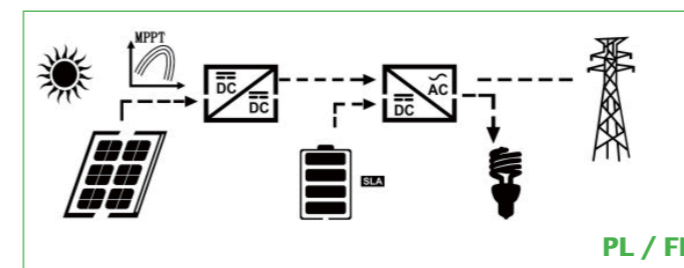
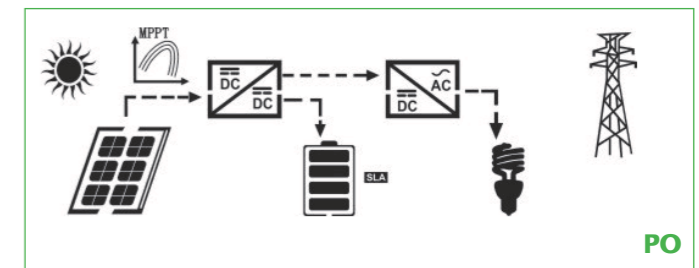
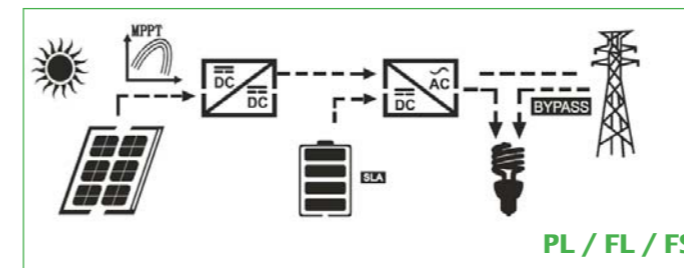
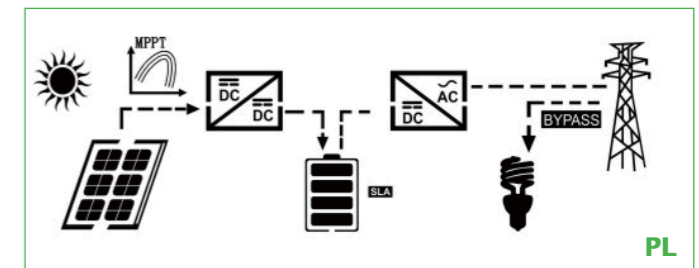
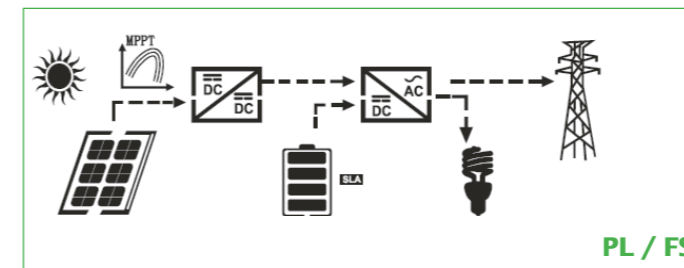
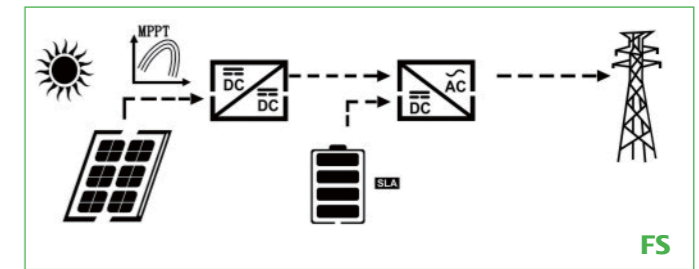
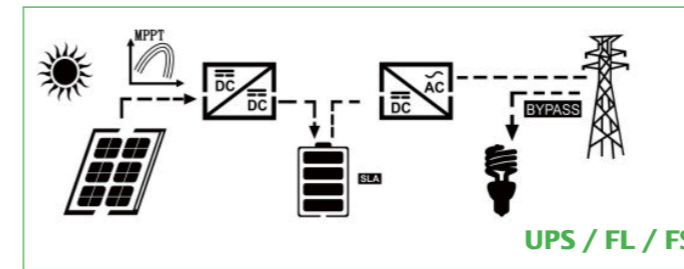
A1	435*210*270	17AH/24AH/38AH & 65AH/100AH	5/3/2pcs & 1pcs	3.5kg
A2	450*470*320	17AH/24AH/38AH & 65AH/100AH	10/6/4pcs & 2pcs	8kg
A3	585*470*320	17AH/24AH/38AH & 65AH/100AH	14/8/6pcs & 3pcs	10kg
A4	450*470*615	17AH/24AH/38AH & 65AH/100AH	20/12/8pcs & 4pcs	16.5kg
A6	585*470*615	17AH/24AH/38AH & 65AH/100AH	28/16/12pcs & 6pcs	19kg
A8	780*470*615	17AH/24AH/38AH & 65AH/100AH	44/28/20pcs & 4pcs	22kg
A10	950*470*615	17AH/24AH/38AH & 65AH/100AH	44/28/20pcs & 8pcs	25kg
A-16	780*470*1190	24AH/38AH & 65AH/100AH	40/32pcs & 16pcs	47kg
A-20	950*470*1190	24AH/38AH & 65AH/100AH	40pcs & 20pcs	52kg

A Series Cabinet (with trundle)

A-4	420×470×670	17AH/24AH/38AH & 65AH/100AH	20/12/8pcs & 4pcs	16kg
A-8	780×470×710	17AH/24AH/38AH & 65AH/100AH	36/20/16pcs & 8pcs	29kg
A-16	780×470×1335	24AH/38AH & 65AH/100AH	32pcs & 16pcs	65kg
A-20	950×470×1335	24AH/38AH & 65AH/100AH	40pcs & 20pcs	78kg

* Product specifications are subject to change without further notice.

ON / OFF Grid Solar Inverter Work Mode (Five mode)



Plug and Socket Optional

