



Mono Solar Panel

Features

-  Positive tolerance
-  High module efficiency
-  Strong compressive strength
-  High manufacture standards
-  International Management System
-  Fire test approved
-  Excellent performance under extreme condition
-  Reliable quality forever



Leading Warranty in PV Industry

- 25 year transferable power output warranty: 10 years / 90%, 25 years / 80%
- Linear performance warranty from MUST Power
- 12 years material and workmanship warranty



Poly Solar Panel

Features

-  Positive tolerance
-  High module efficiency
-  Strong compressive strength
-  High manufacture standards
-  International Management System
-  Fire test approved
-  Excellent performance under extreme condition
-  Reliable quality forever

Leading Warranty in PV Industry

- 25 year transferable power output warranty: 10 years / 90%, 25 years / 80%
- Linear performance warranty from MUST Power
- 12 years material and workmanship warranty



Specification

Module NO.	Power	Size(mm)	Solar Cells	Cell Efficiency	Open Circuit Volt.	Short Circuit Current	Max Power Volt.	Max Power Current
SM20W	20W	490*350*25mm	36	18.00%	21.8V	1.23A	17.8V	1.13A
SM30W	30W	650*350*25mm	36	18.33%	21.8V	1.85A	17.8V	1.69A
SM50W	50W	700*510*30mm	36	18.00%	21.8V	3.05A	17.8	2.81A
SM80W	80W	1100*510*30mm	36	18.33%	21.8V	4.93A	17.5V	4.58A
SM100W	100W	1200*540*35mm	36	18.00%	22.5V	6.0A	17.8V	5.62A
SM150W	150W	1480*670*35mm	36	18.00%	21.6V	8.75A	17.8V	8.43A
SM200W	200W	1580*808*40mm	72	18.33%	44.0V	5.82A	35.6V	5.41A
SM250W	250W	1650*990*50mm	60	18.33%	36.92V	8.45A	30.85V	8.11A
SM300W	300W	1956*992*50mm	72	18.33%	44.35V	8.48A	37.42V	8.02A

* Product specifications are subject to change without further notice.

Specification

Module NO.	Power	Size(mm)	Solar Cells	Cell Efficiency	Open Circuit Volt.	Short Circuit Current	Max Power Volt.	Max Power Current
SP20W	20W	490*350*25mm	36	17.20%	21.8V	1.23A	17.8V	1.13A
SP30W	30W	650*350*25mm	72	16.93%	21.8V	1.85A	17.8V	1.69A
SP50W	50W	700*510*30mm	36	16.93%	21.8V	3.05A	17.8V	2.81A
SP80W	80W	1100*510*30mm	72	16.93%	21.8V	4.93A	17.5V	4.58A
SP100W	100W	1106*676*30mm	36	16.93%	21.6V	6.1A	17.6V	5.69A
SP150W	150W	1480*670*35mm	36	17.04%	21.6V	8.75A	17.8V	8.43A
SP200W	200W	1340*990*40mm	72	16.93%	42.3V	5.9A	36.5V	5.48A
SP250W	250W	1650*900*50mm	60	16.93%	36.92V	8.45A	30.85V	8.11A
SP300W	300W	1950*990*50mm	72	17.04%	44.5V	8.45A	37.42V	8.02A

* Product specifications are subject to change without further notice.